








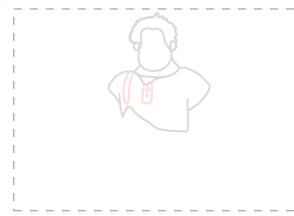





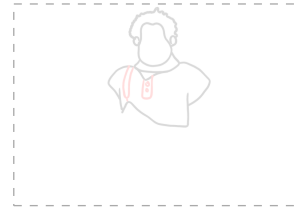
## Step by Step

<b>1</b>  Step 1	<b>2</b>  Step 2	<b>3</b>  Step 3	<b>4</b>  Step 4	<b>5</b>  Step 5	<b>6</b>  Step 6
---	---	---	---	---	---

## Your turn

 Trace it! 1	 Trace it! 2	 Trace it! 3	 Trace it! 4	 Trace it! 5	 Trace it! 6
--	--	---	--	--	--

## Again Your turn

 Trace it! 1	 Trace it! 2	 Trace it! 3	 Trace it! 4	 Trace it! 5	 Trace it! 6
---	---	--	---	---	---

Step by Step

7



Step 7

8




Step 8

9




Step 9

10



Step 10

11



Step 11




How to draw  
Wreck-it-Ralph


<https://www.easystepdrawing.com>

Final


Your turn




Trace it! 7




Trace it! 8



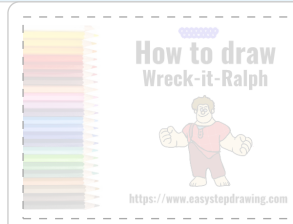
Trace it! 9



Trace it! 10



Trace it! 11



How to draw  
Wreck-it-Ralph


<https://www.easystepdrawing.com>

Trace it! 12


Again Your turn




Trace it! 7




Trace it! 8



Trace it! 9



Trace it! 10



Trace it! 11



How to draw  
Wreck-it-Ralph

<https://www.easystepdrawing.com>

Trace it! 12